


SVETLANA TECHNICAL DATA

Svetlana SV811-10 Low-Mu Power Triode



The Svetlana™ SV811-10 is a power triode intended for use in class A, AB, or B audio amplifiers. This tube features:

- Directly heated thoriated tungsten filament for soft glow and warm sound.
- Hard glass envelope with white ceramic base
- Low microphonic internal construction
- Titanium gettering system
- Tri-plate anode
- Superb aesthetic appearance

Characteristics

Electrical

Filament:	Thoriated-tungsten
Voltage (AC or DC)	6.3 ± 0.3 V
Current	4 A
Amplification factor	10
Transconductance	3800 μS
Plate resistance	2500 ohms
Interelectrode capacitances (typical), with filament grounded:	
Grid to plate	8 pF
Grid to filament	7 pF

Mechanical

Cooling	Radiation and convection
Base	Ceramic, four pin, small
Basing diagram	JEDEC 4D
Socket	Svetlana SK4 or equivalent
Operating position-	Axis vertical, base down or horizontal w/ pins 1 and 4 in vertical plane

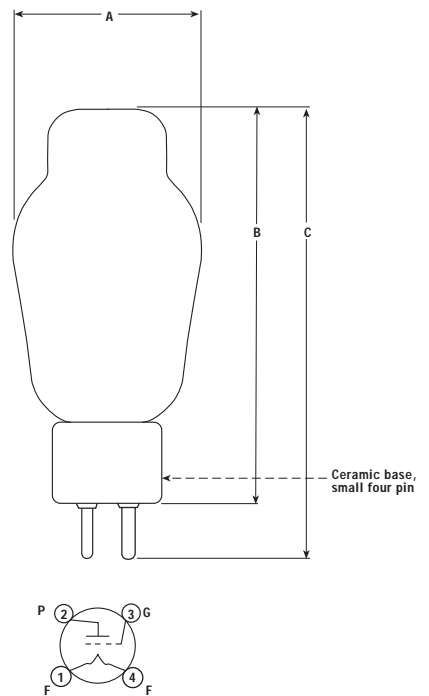
Nominal dimensions:

Diameter	57 mm (2.23 in.)
Base to top	133 mm (5.25 in.)
Overall height	150 mm (5.89 in.)
Net weight	100 g

Maximum ratings

DC plate voltage	800 V
Maximum-signal DC plate current	160 mA
Plate Dissipation	65 W
Grid Current	50 mA

Svetlana Outline drawing



Notes:

The internal structure is aligned with respect to the base pins to avoid internal shorting problems in equipment designed for horizontal mounting.

- | | |
|------------|------------|
| 1 Filament | 3 Grid |
| 2 Plate | 4 Filament |

Dimensional Data

Dim.	Millimeters	Inches
A	57	2.23
B	133	5.25
C	150	5.89



Svetlana
ELECTRON DEVICES

Headquarters:

8200 South Memorial Parkway
Huntsville, AL 35802
USA
Phone: 256 882 1344
Fax: 256 880 8077

Marketing & Engineering:

3000 Alpine Road
Portola Valley, CA 94028
USA
Phone: 650 233 0429
Fax: 650 233 0439

www.svetlana.com

Svetlana SV811-10 Low-Mu Power Triode



Svetlana
ELECTRON DEVICES

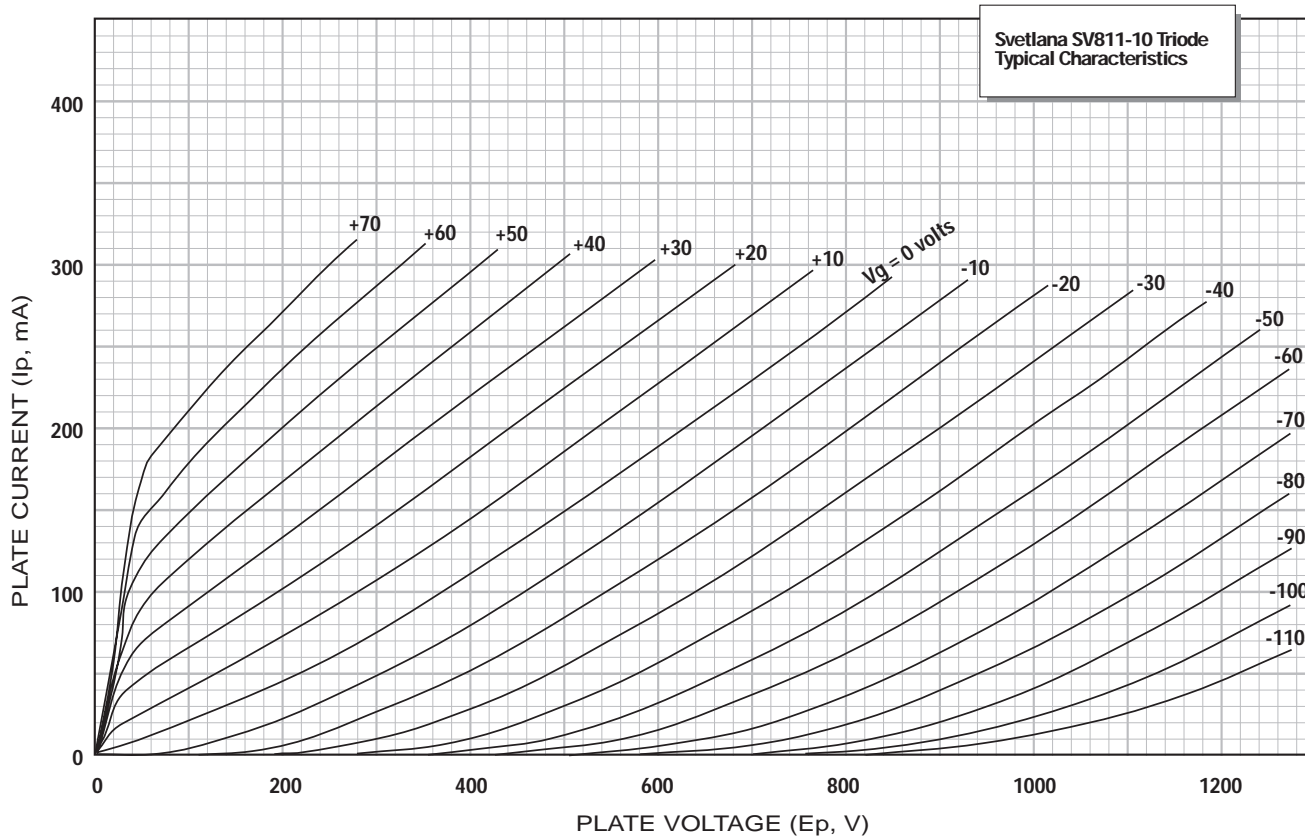
Typical Operation, Class A, Single Tube

DC plate voltage	450	800	V
Grid voltage	-9	-45	V
Peak grid drive	110	127	V P-P
DC Plate current, zero signal	80	80	mA
DC Plate current, max signal	100	91	mA
Plate load resistance	5000	5000	ohms
Distortion at max output	1.0	1.0	%
Power output at distortion above	8.3	13.4	W

Typical Operation, Audio Power Amplifier, Class A, Two Tubes

DC plate voltage	450	800	V
Grid voltage	-16.5	-51	V
Peak grid drive, grid-to-grid	360	420	V P-P
DC Plate current, zero signal (per tube)	150	150	mA
DC Plate current, max signal (per tube)	250	260	mA
Plate load resistance	9600	9600	ohms
Distortion at max output	3.0	3.0	%
Power output at distortion above	41	91	W

(Note: allow for contact potential and secondary emission in grid biasing.)



Note: A μ of 3.5 version of this tube is available, the SV811-3